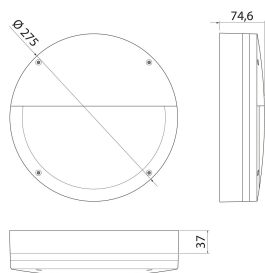




## IP65 14W 830/840 PCO WH Eye

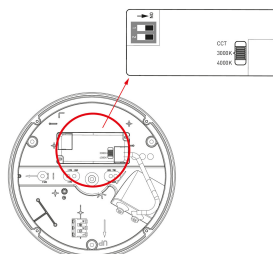
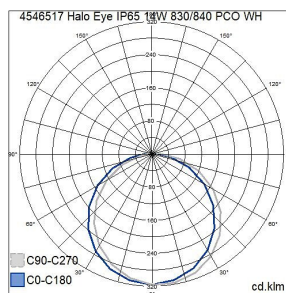
The Halo Eye is an elegant and versatile façade luminaire with an adjustable colour temperature. Made of high-quality, UV-protected materials, the luminaire is designed for applications where high impact resistance is required. Die-cast aluminium housing and polycarbonate diffuser. The luminaire's applications include the outdoor spaces and façades of residential properties. In addition to the colour temperature, the lumen output can be selected; four options are available. Both settings are selected in conjunction with installation. The luminaire is easy to install and offers a polished appearance, thanks to its inconspicuous screw fixtures. As an eye-catching design feature, the luminaire has a ring that provides illumination to the sides and creates an interesting lighting effect on the wall surface, giving your outdoor lighting solution a new and modern look. The Halo Eye's diffuser is equipped with a lid that directs its light downwards.

Halo Eye Outdoors wall/ceiling luminair 7W/8W/12W/14W; 350lm/450lm/650lm/750lm; 3000K/4000K; No dim; IP65; IK10; Protection cl. I; L70B50 75000h; LED not exchangeable; CRI>80; SDCM3; Suitable for through wiring; 3x2.5mm<sup>2</sup>; Housing al; Colour wh; Cover Plastic, opal



### IP65 14W 830/840 PCO WH Eye

PRODUCT CODE	CODE	KG	PRODUCT FAMILY
4546517	A5HAAD	1.48	Halo Eye



Mounting	
Suitable for wall mounting	Yes
Suitable for suspended mounting	No
Suitable for ceiling mounting	Yes
Suitable for built-in mounting	No
Suitable for surface mounting	Yes
Suitable for light line configuration	No
Fit for monitor workplace	No
Max. number of luminaires per miniature circuit breaker B16	115
Max. number of luminaires per miniature circuit breaker C16	119
Degree of protection (IP)	IP65
Impact strength	IK10
Luminaire with limited surface temperature, class "D" in acc. with EN 60598-2-24	Yes
Suitable for emergency lighting	No
Type of wiring	Suitable for through wiring
Number of poles	3
Conductor cross section (mm <sup>2</sup> )	2.5
Connection type	Screwless terminal
Quantity of luminaires for MCB C16:	119
Quantity of luminaires for MCB B16:	115

Structure	
Lamp type	LED not exchangeable
With lamp	Yes
Suitable for number of lamps	1
Lamp holder	Other
Housing material	Aluminium
Housing surface protection	Powder coating
Colour housing	White
Material cover	Plastic, opal
Type of grid	Matt
Control gear included	Yes
Exchangeable control gear	Yes
Energy efficiency class of light source according to EU regulation 2019/2015	Not required
Emergency power supply integrated	No
With air slots	No
Filament test according to IEC 60695-2-11	850 °C - 30 s

Dimming and control	
Dimming 0-10 V	No
Dimming 1-10 V	No
Dimming DALI-2	No
Dimming DALI	No
Dimming DMX	No
Dimming DSI	No
Dimming potentiometer (integrated)	No
Dimming LineSwitch	No
Dimming manufacturer's proprietary system	No
Dimming mains voltage modulation	No
Dimming phase cut-off	No
Dimming phase cut-on	No
Dimming programmable	No
Dimming RF	No
Dimming Sine Wave Reduction	No
Dimming Touch and Dim	No
Dimming Zigbee	No
Dimming with push-button	No
Dimming depending on control gear	No
No dimming function	Yes
With movement sensor	No
With light sensor	No
Constant luminous flux control	No
Bluetooth operated	No
Compatible with Casambi	No
Compatible with Apple HomeKit	No
Compatible with Google Assistant	No
Compatible with Amazon Alexa	No
IFTTT support available	No

Photometric data	
Light distributor	Diffuser lens/optic/panel
Light sharing	Symmetric
Beam angle	Open beam
Colour consistency (McAdam ellipse)	SDCM3
Light outlet	Direct/indirect
Effective luminous flux (lm)	750
Colour of light (alphanumeric)	White
Colour temperature (min) (K)	3000
Colour temperature (max) (K)	4000
Flickering value Pst LM	1
Colour rendering index CRI	80-89
Stroboscope effect value SVM	0.4
Photobiological safety according to EN 62471	RG0
Colour temperature switchable	Discrete positions
Luminous flux adjustable	Positions
Beam angle adjustable	No

Lifetime and capacity	
Rated life time L70/B50 at 25 °C	75000
Rated life time L80/B10 at 25 °C	50000
Rated life time L90/B10 at 25 °C	30000
Lumen maintenance at median useful life of 35,000 hrs at 25 °C ambient (tq)	85
Lumen maintenance at median useful life of 50,000 hrs at 25 °C ambient (tq)	80
Failure rate at median useful life of 35,000 hrs at 25 °C ambient (tq)	5
Failure rate at median useful life of 50,000 hrs at 25 °C ambient (tq)	5
Rated ambient temperature acc. IEC62722-2-1 (min) (°C)	-30
Rated ambient temperature acc. IEC62722-2-1 (max) (°C)	25

Measurements	
Width (mm)	275
Height/depth (mm)	75
Length (mm)	275
Outer diameter (mm)	275

Electrotechnical data	
Voltage type	AC
Nominal voltage (min) (V)	220
Nominal voltage (max) (V)	240
Nominal current (min) (mA)	150
Nominal current (max) (mA)	350
Type of control gear	LED operating device current-controlled
Protection class	I
Suitable for lamp power (min) (W)	7
Suitable for lamp power (max) (W)	14
Maximum system power (W)	14
Luminaire efficacy (lm/W)	54
Power factor	0.9
Total harmonic distortion	20